

# SWAROVSKI

## Rings Size Guide

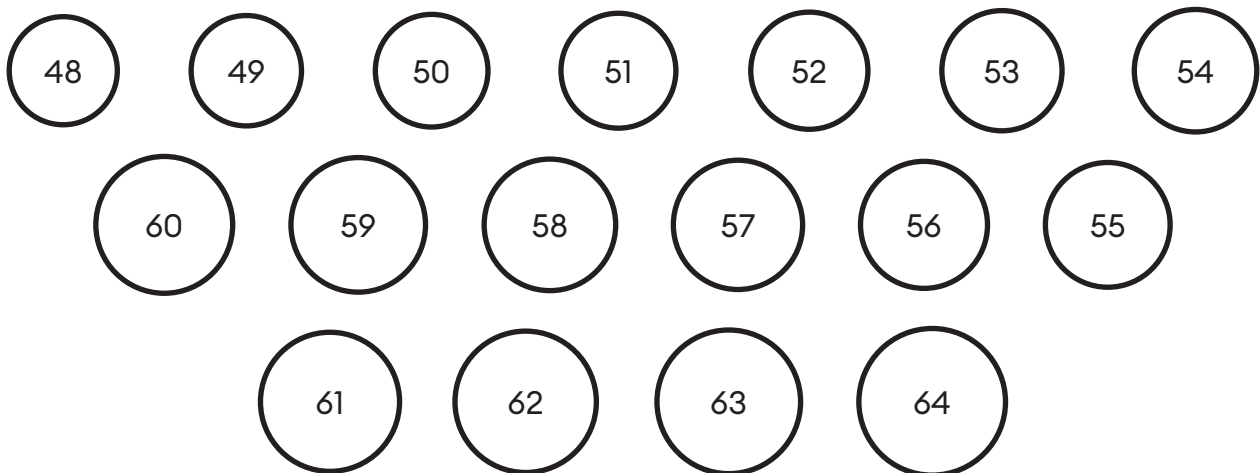
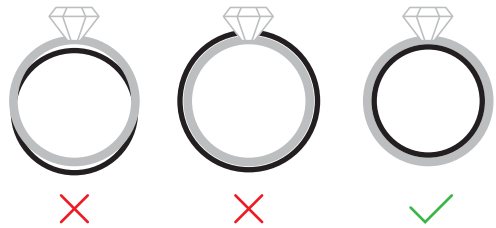
Found your dream ring, but you're not sure which size to buy? We've created this easy guide to help. Either use an existing ring to find the perfect match, or measure your finger using our Finger Sizer.

First, print this page and make sure not to select "scale to fit" option.  
Use a credit card to verify that the page has been printed in 100% scale.

Place the credit card here

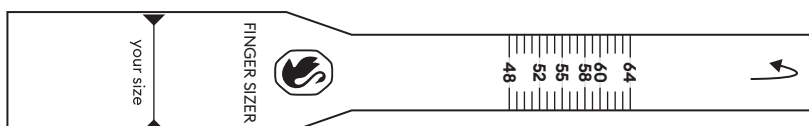
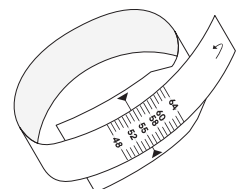
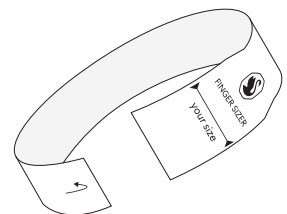
### Measure an existing ring

1. Place an existing ring over the circles on the chart.
2. Find the circle that matches the inner diameter of your ring.
3. If your ring falls between two sizes, we recommend you order the larger size.



### Measure your finger

1. Cut out the Finger Sizer below.
2. Wrap the sizer around the largest part of your finger and tighten until the sizer fits comfortably.
3. Your ring size is the number that aligns with the arrows. If your measurement falls between two sizes, we recommend you order the larger size.



# SWAROVSKI

## Rings Size Guide

Swarovski Size	Inner Diameter (mm)	EU	US / CA	UK / AU / NZ	IT / ES	JP / CN / IN / KR
48	15.0	47	4	H 1/2	6.75	7
49	15.3	48	4 1/2	I 1/2	8	8
50	15.6	49	4 3/4	J	9	9
51	15.9	50	5 1/4	J 1/2	10	10
52	16.2	51	5 3/4	L	11	11
53	16.6	52	6	L 1/2	12	12
54	16.9	53	6 1/4	M	12.50	13
55	17.2	54	6 3/4	N	14	14
56	17.5	55	7 1/4	O	15	15
57	17.8	56	7 1/2	P	16	16
58	18.1	57	8	P 1/2	17	17
59	18.5	58	8 1/2	Q 1/2	18.50	18
60	18.8	59	8 3/4	R	19.50	19
61	19.1	60	9	S	20.25	20
62	19.4	61	9 1/2	S 1/2	21	21
63	19.7	62	10	T	22.25	22
64	20.1	63	10 1/4	U 1/2	23	23